

VIETA

Re 118S



Re-118S

■ Subgraves

The Re-118S is a double band pass subwoofer with a 18" driver of long-haul.

The special design of the enclosure allows to remove so fast the high temperatures of the coil, in addition the coil has the ISV technology (interleaved sandwich voicecoil), with this we get a high performance in high frequencies reproduction as well as a forceful and clear sound so rich in harmonics.

This model is specially designed to work with Re-12 and Re-15 to have a system more complex.

The Re-118S is made of multilayer birch plywood, internally reinforced by wood rings, and it is black vitrodur painted finish with a 1,5 mm perforated coated steel black finish.

It has also handles and a pole mount socket of M20 ring.

Specifications

(1) Frequency Response (± 3 dB)	37 Hz - 130 Hz
(2) Frequency Range (-10 dB)	32 Hz - 150 Hz
Recommended High Pass Filter	30 Hz 24 dB / octave Butt or Linkey
(3) Nominal Beamwidth (-6 dB)	--
Crossover Mode	Active
Crossover Frequency	--
Nominal Impedance	8 ohms
Minimum Impedance	5,6 ohms @ 146 Hz
(4) Axial Sensitivity	SPL 99 dB (1W @ 1m)
Power Rating (Continuous, Program, Peak)	400 W / 800 W / 1600 W
(5) Calculated Axial Output Limit	Average 128 dB / Peak 134 dB
Components	1 x 18" Driver
Voice Coil Diameter	Driver 75 mm
Enclosure	Birch plywood
Rigging Points	--
Finish	Black textured
Grill	1,5 mm perforated steel, Black finish
Connectors	Neutrik Speakon NL-4 x 2
Dimensions (H x W x D)	510 x 900 x 590 mm
Net Weight	48 Kg

Measuring conditions

(1) Frequency response

This is the measured SPL as a function of frequency, from 20 Hz to 24 kHz, referenced to a distance of 1m and to a Nominal 1 W input. Environment: Anechoic

(2) Operating range

The Operating Range is intended to define the useful range of frequencies over which the loudspeaker can be used to reproduce quality sound. Industry experience has shown that if the output level at the frequency extremes of a loudspeaker is within 10 db of the flat or linear portion of the frequency response, it can be audibly significant and useful for reproduction.

(3) Nominal Beamwidth

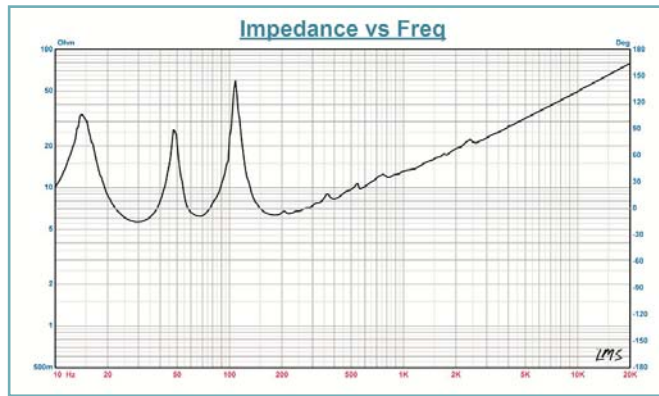
This is calculated included angle between the measured first -6 dB SPL points on each side of the loudspeaker axis, from front to rear, relative to highest SPL point for each frequency band from 100 Hz to 20 kHz, in the horizontal and vertical planes, referenced to a distance of 3 m. Environment :Anechoic.

(4) Axial sensitivity

Standard audio industry measurement practice is to specify sensitivity as the SPL produced at 1m with an input level of 1 W. Environment: Anechoic for all. ½ space for subwoofers & stage monitors

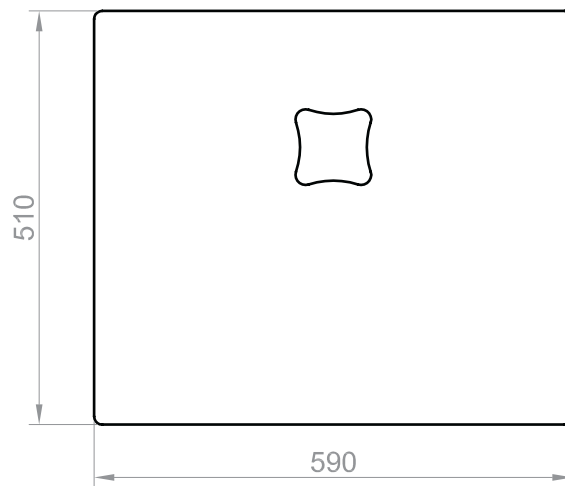
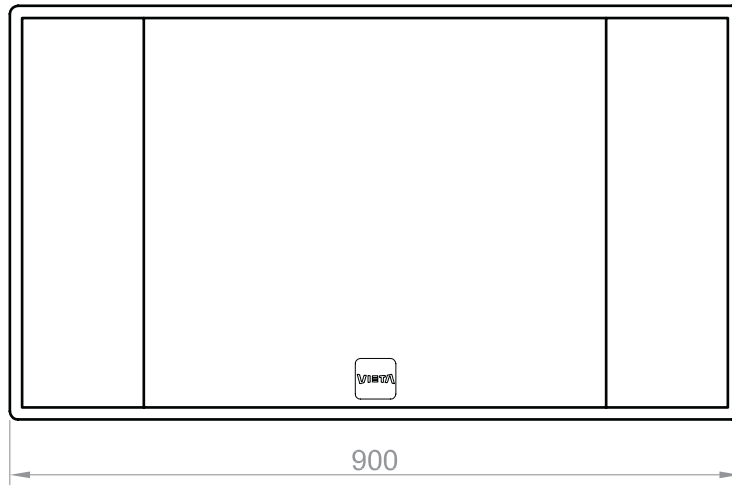
(5) Calculated Axial Output Limit

This is called "Output Limit" because it is calculated as the theoretical SPL produced at the limit program power rating.
Calculate Average SPL limit: (10 log. W program + axial sensitivity)
Calculate Peak SPL limit: (average SPL limit + 6 dB)



VIETA

■ Dimensions in mm



Re 118S